



I Can Read Music

In English (Second Language) - by ZÖE MADEWELL



An interactive play-along story that introduces children of all ages how to read, sing and play music in a second language.

level 1
book 1



A Note to Parents

Welcome to the first I Can Read Music™ Note Story book. An interactive book that gives you and your child an innovative way to learn how to read all of the fundamentals of musical notation in a fun engaging story! No musical experience is necessary, as Mama Panda Myoo-Myoo, Papa Pao-Pao and sweet Baby Beni B.B., will walk you through step by step the name of the note and what the note does.

The 10 fun words and hand signs in the See it. Say it. Play it.™ System, taught in this book will give you the tools to help you and your child practice and retain the new language of music from the comfort of your home.

Parents who didn't learn to read music as children, often feel like they can't teach their child. Not True! It's never too late for you to learn to read music, and it's never too early for you to unlock the musical genius in YOUR child.


This book series is perfect for children even as young as 12 months to begin their musical journey. If a baby can learn sign language, they can certainly learn to sign the universal language of music even FASTER, because it's proven that babies are naturally musical from the first precious beat of their hearts.

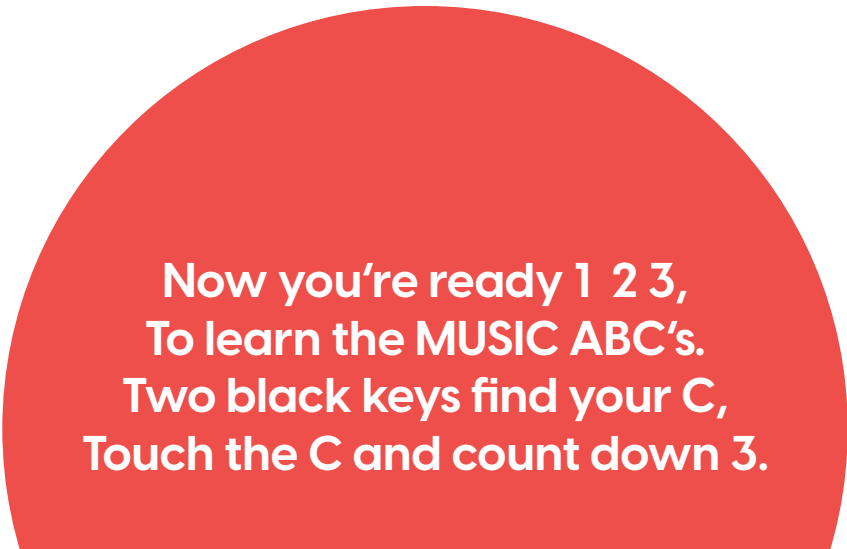
A Note from Mama Myoo-Myoo

I'm Mama Panda Myoo-Myoo
And my paws have keys!
Not the kind that start a car,
These keys can play C's!
Two black keys, three black keys,
Can you find the C?
The C is the WHITE key,
Right in front of two black keys!

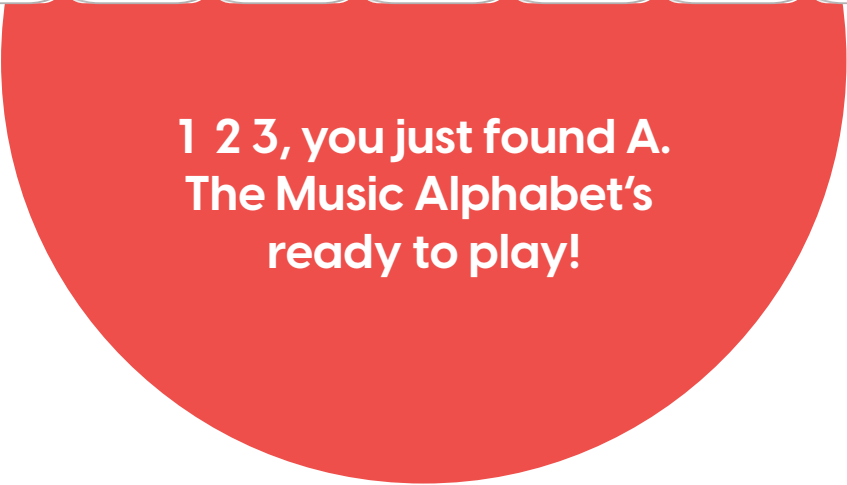
Caregiver Guide

Can you and your
child find all the C's
on the cover?







Now you're ready 1 2 3,
To learn the MUSIC ABC's.
Two black keys find your C,
Touch the C and count down 3.



1 2 3, you just found A.
The Music Alphabet's
ready to play!



ABCDEFG... "H"

STOP! what did you say?
You can't play "H"... He doesn't belong!
There is no "H" in ANY song!


NO "H"!

ABCDEFGH "H"



Caregiver Guide

Can you and your child tap and play the musical ABC's together?



3 2 1

Countdown...

Caregiver Guide

Can you and your child tap and play Do Re Mi Fa So La Ti?



ABCDEFGG or
Do Re Mi Fa So La Ti.

That's all the notes,
can you say them again?

You did it friend,
now let's begin!



Ludwig van Beethoven's ODE TO JOY

MI MI FA SO SO FA MI RE DO DO RE MI MI RE RE

MI MI FA SO SO FA MI RE DO DO RE MI RE DO DO

You can't read music? I'll teach you how!
Fun words will help read music NOW!

Reading rhythms is step one.
This book will make it so much fun!

I promise you'll be reading music
When __ it's __ done!




Are you ready? Clap along, tap and Sh! with me....
Hiding in your house may be a music prodigy!
If YOU have a panda that doesn't like to fall asleep,
You'll love this little Note Story, and learn to keep the beat.



CLAP CLAP




CLAP CLAP



This note is called
a **HALF NOTE**.
You hold and count
ONE TWO.

This note is called
a **QUARTER NOTE**.
Say **ONE** and then
you're through.





This note is called
a **WHOLE NOTE**.

It's round just like an egg.
You press the key and hold
for four.

Now you're on the way!

Caregiver Guide

No, these aren't Easter eggs and golf clubs. Now that you know their real names, keep using the correct terminology with your preschooler and wait until they surprise their piano teacher knowing their note names and what they do!




One **EIGHTH NOTE**
is short and fast.
It has a pretty flag.

Two **EIGHTH NOTES**
together, they sound
faster as you play!




TRIPLETS look so tricky.
but really they're just fun!
When you see this note
symbol, you squeeze
3 beats in One.




Four **SIXTEENTH NOTES**
look so fancy, see this
extra line?

The extra line speeds up
the note, don't worry
you'll do fine!




Whole Rest



Half Rest



Quarter Rest



When you're playing music, just like when you talk,
Sometimes you have to take a break, like after a long walk.
RESTS in music, stop the sound, and let you take a rest.
I bet when mom is tired, she'll like those rests the BEST!

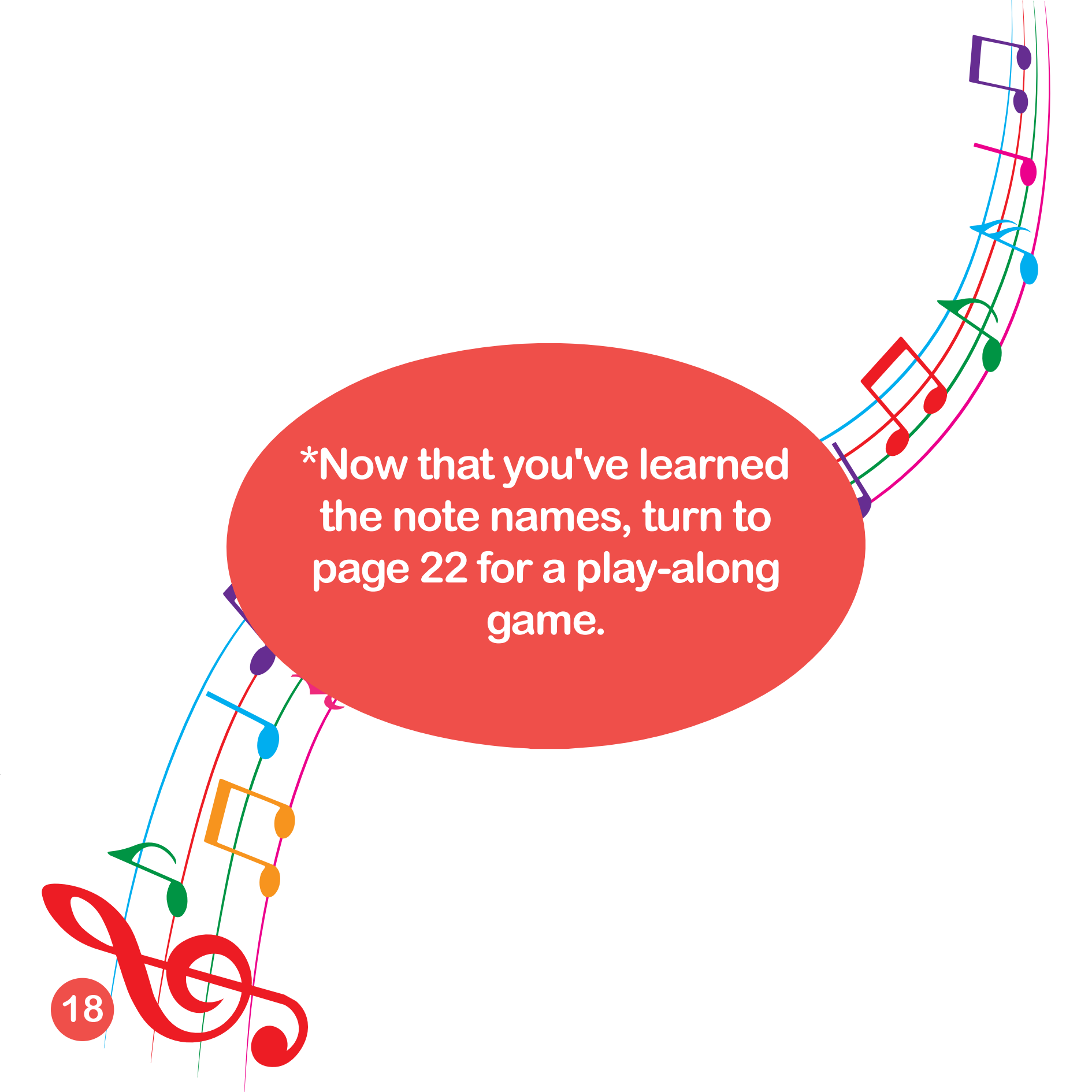
Music is like driving,
Sometimes fast, and sometimes slow
But when you see that stop light,
You better not go!
When you see a rest in music,
STOP THE SOUND!
Your fingers can't keep playing fast
When those rests are around!



**Mama Panda Myoo-Myoo is so very proud of you!
You DID it friend, you learned your notes!
Now you know what to do!**

**Your panda paws are ready now
To practice everyday.
This Note Story will show you how,
Let's teach them how to play!**





*Now that you've learned the note names, turn to page 22 for a play-along game.

An Interactive Play-Along Note Story

Poor Little Baby Panda Can't Fall Asleep






Poor little Baby Panda can't fall asleep.



wa-a-a-ah Baby Panda weeps!



Here comes PA!

Sh-sh-sh-sh!

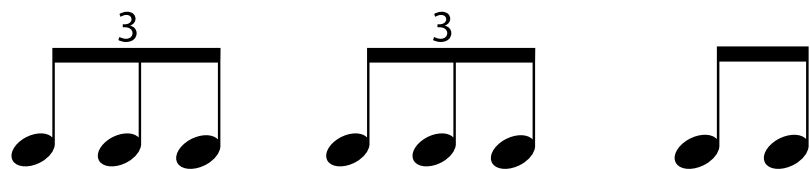
Here comes MA!

Sh-sh!






Wa-ah Wa-ah Baby Panda cries,




tickle me tickle me ma-ma tries.

Caregiver Guide

This symbol “” is a Triplet. A triplet is 1 beat divided into 3 equal parts.



Sh Sh No need to weep.



Sweet little Baby Panda fell asleep!



Caregiver Guide

Now that you've read the story,
here's a fun challenge!
Can you and your child go to the
cover of the book and name the
notes in the piano?

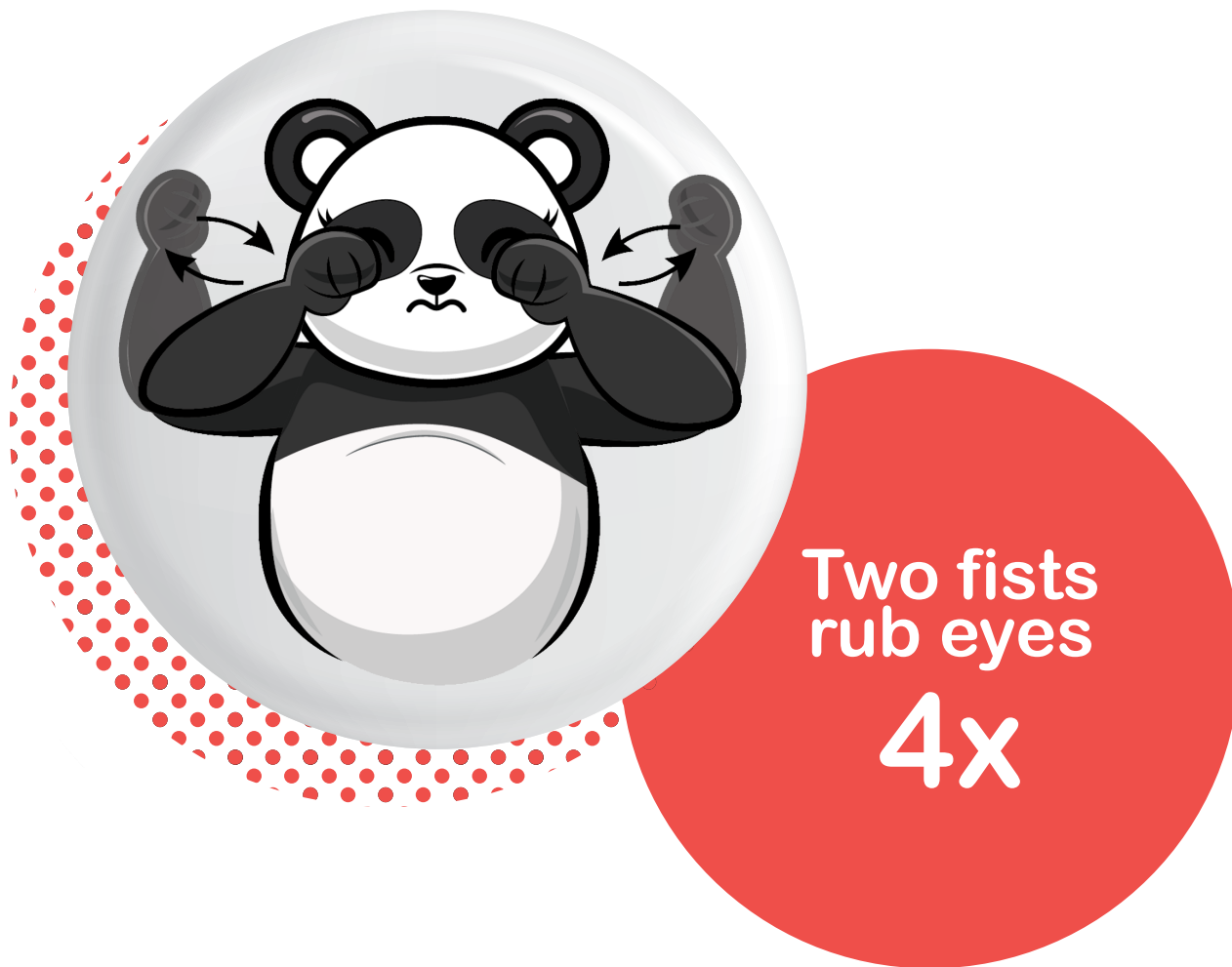
You can read music!
Isn't that Neat!



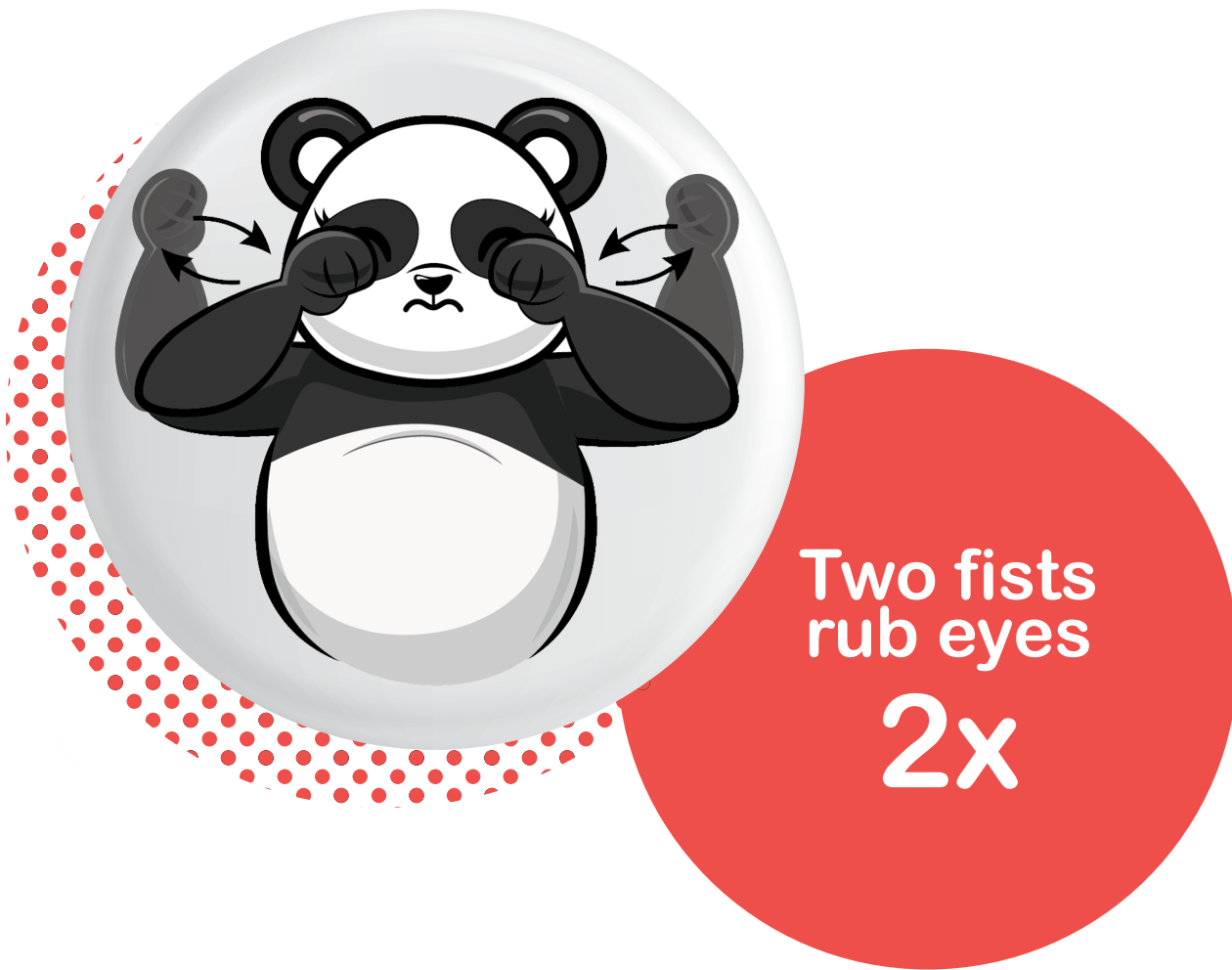
Music Language


Hand Signs and Movements





WHOLE NOTE ○ says
Wa-a-a-ah



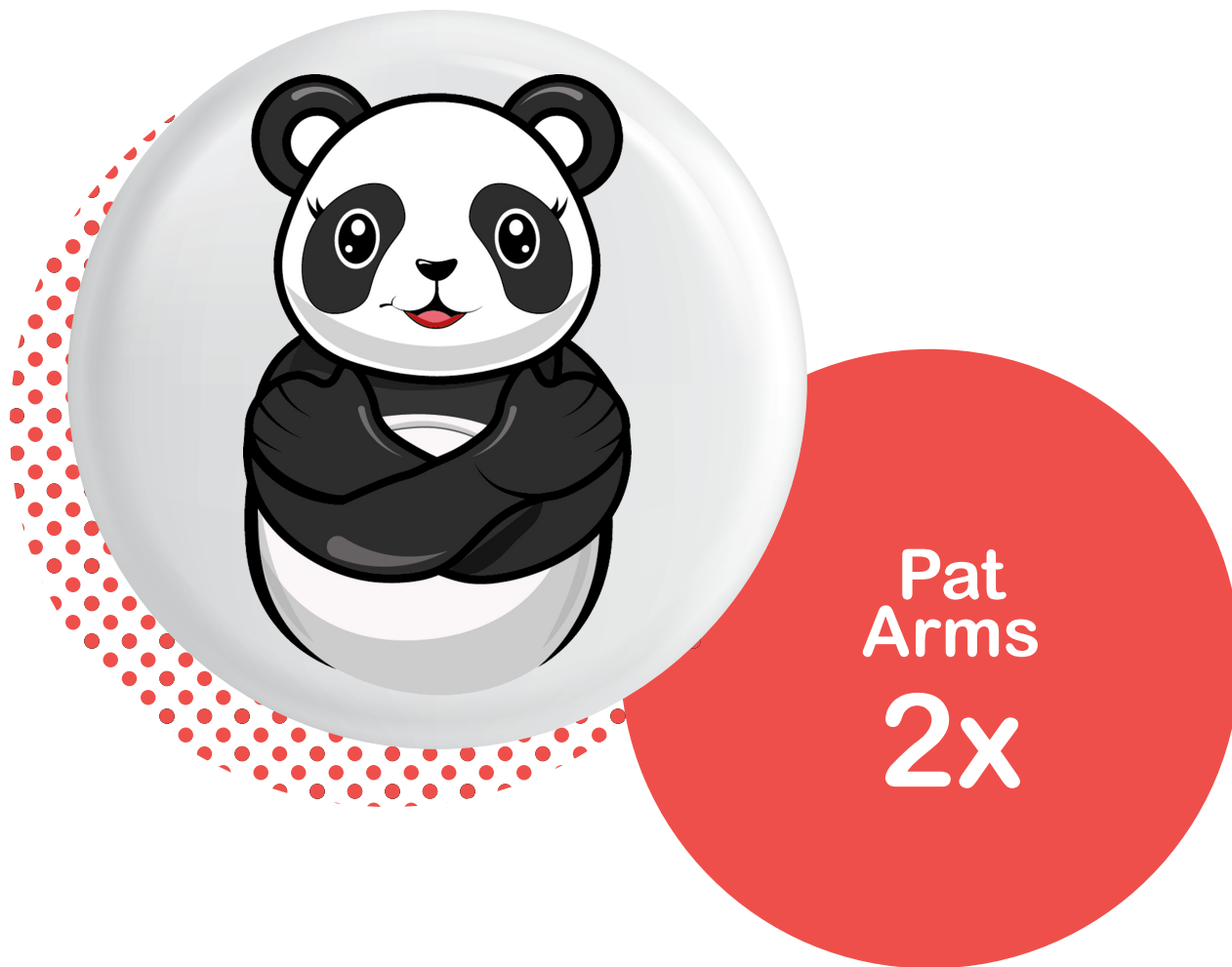
HALF NOTE  says
Wa-ah



QUARTER NOTE ♪ says
Pa



1 EIGHTH NOTE  says
Ma



2 EIGHTH NOTES  say
Ma-ma



4 SIXTEENTH NOTES  say
Baby Panda




TRIPLET  says
Tickle Me




WHOLE REST  says

Sh-sh-sh-sh



HALF REST  says

Sh-sh



QUARTER REST  says

Sh

Musical Mystery Hide and Seek

Find the Notes, Say and Sign the Beats!



Whole Note



Half Note



Quarter Note



1 Eighth Note




2 Eighth Notes




Sixteenth Note



Triplets



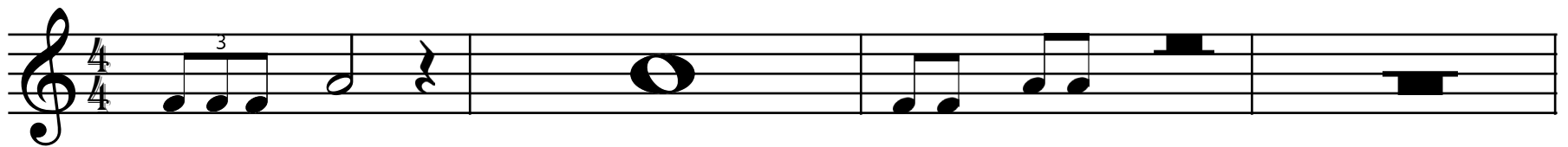
Whole Rest



Half Rest




Quarter Rest





Caregiver Guide

Engage your preschooler with a fun challenge! Ask them, “Can you spot a **WHOLE REST** in the music? How about a **HALF REST** and a **QUARTER NOTE**?” After they can recognize and name all the notes properly, encourage them to say and sign the names of the notes and rests with the fun words from the Note Story. Adding language to music rhythms is proven to accelerate memory and retention. Congratulations! You and your child are reading music and now are ready to play! Follow our book series for advanced levels for you and your child to continue in your musical journey.



Maybe you're holding this book because you're wanting to give your child one of the many benefits of learning music early such as focus, increased math scores, and accelerated cognitive and language development. Wherever you are in your musical journey, this book is for you!

Musical notation can seem intimidating and complex. When you see a quarter note, is the first thing you think of a golf club? When you see a half rest, do you just see a hat, because you have no idea what the symbol means or DOES in the music? If you've got your hands and can read a fun story, it's all you need to learn to read music! No fancy piano needed!

Let Mama Myoo-Myoo help YOU learn to read music so you can teach your CHILD to read music, and before you know it, you will be reading and playing real music TOGETHER! Are you ready to learn to read music? Piano Panda Paws UP! Let's go!!



info@musicology.com

www.musicology.com